



Location: CMA1b - Oil St Community Liaison Centre

Report on 24-hour TSP monitoring

Action Level ($\mu\text{g}/\text{m}^3$) - 176.7

Limit Level ($\mu\text{g}/\text{m}^3$) - 260

Date	Sampling Time	Weather Condition	Filter paper no.	Filter Weight, g		Elapse Time, hr		Sampling Time, hr	Flow Rate, m^3/min			Total Volume, m^3	TSP Level, $\mu\text{g}/\text{m}^3$
				Initial	Final	Initial	Final		Initial, Q_{si}	Final, Q_{sf}	Average		
27-Oct-12	8:00	Fine	004085	2.7945	2.9758	1843.14	1867.14	24.00	1.23	1.20	1.22	1757	103
2-Nov-12	8:00	Fine	004061	2.7824	2.9565	1870.14	1894.14	24.00	1.21	1.16	1.19	1714	102
8-Nov-12	8:00	Cloudy	003799	2.7410	2.8778	1897.14	1921.14	24.00	1.14	0.99	1.07	1886	73
14-Nov-12	8:00	Cloudy	003796	2.7428	2.8714	1924.13	1948.13	24.00	1.09	1.00	1.04	1498	86
20-Nov-12	8:00	Cloudy	003817	2.7528	2.9484	1951.13	1975.13	24.00	1.21	1.19	1.20	1728	113
26-Nov-12	8:00	Cloudy	004225	2.6951	2.9927	1978.13	2002.13	24.00	1.19	1.20	1.19	1719	173

Report on 1-hour TSP monitoring

Action Level ($\mu\text{g}/\text{m}^3$) - 320.1

Limit Level ($\mu\text{g}/\text{m}^3$) - 500

Date	Sampling Time	Weather Condition	Filter paper no.	Filter Weight, g		Elapse Time, hr		Sampling Time, hr	Flow Rate, m^3/min			Total Volume, m^3	TSP Level, $\mu\text{g}/\text{m}^3$
				Initial	Final	Initial	Final		Initial, Q_{si}	Final, Q_{sf}	Average		
29-Oct-12	14:35	Fine	003953	2.7367	2.7470	1867.13	1868.13	1.00	0.99	0.92	0.96	57	179
29-Oct-12	15:42	Fine	003983	2.7360	2.7557	1868.13	1869.13	1.00	1.28	1.23	1.25	75	262
29-Oct-12	16:50	Fine	003985	2.7566	2.7733	1869.13	1870.13	1.00	1.21	1.21	1.21	72	231
3-Nov-12	8:20	Fine	003808	2.7606	2.7704	1894.14	1895.14	1.00	1.02	1.02	1.02	61	160
3-Nov-12	9:25	Fine	003776	2.7610	2.7758	1895.14	1896.14	1.00	1.26	1.19	1.22	73	202
3-Nov-12	10:30	Fine	003774	2.7600	2.7731	1896.14	1897.15	1.01	1.14	1.11	1.13	68	192
9-Nov-12	8:30	Cloudy	003800	2.7493	2.7598	1921.14	1922.14	1.00	1.23	1.16	1.19	72	147
9-Nov-12	9:35	Cloudy	003798	2.7575	2.7674	1922.14	1923.14	1.00	1.23	1.21	1.22	73	136
9-Nov-12	10:40	Cloudy	003797	2.7669	2.7758	1923.14	1924.14	1.00	1.18	1.13	1.16	70	128
15-Nov-12	8:25	Cloudy	003791	2.7377	2.7474	1948.13	1949.13	1.00	0.95	0.95	0.95	57	170
15-Nov-12	9:30	Cloudy	003813	2.7520	2.7641	1949.13	1950.13	1.00	1.04	0.97	1.01	61	200
15-Nov-12	10:50	Cloudy	003816	2.7574	2.7681	1950.13	1951.13	1.00	0.90	0.90	0.90	54	198
21-Nov-12	10:00	Cloudy	004052	2.8020	2.8125	1975.13	1976.13	1.00	1.23	1.19	1.21	73	145
21-Nov-12	11:05	Cloudy	004228	2.6986	2.7068	1976.13	1977.13	1.00	1.19	1.19	1.19	71	115
21-Nov-12	13:00	Cloudy	004227	2.7000	2.7100	1977.13	1978.13	1.00	1.16	1.14	1.15	69	145
27-Nov-12	8:05	Rainy	004041	2.8059	2.8182	2002.13	2003.13	1.00	1.20	1.20	1.20	72	171
27-Nov-12	9:12	Rainy	004043	2.8116	2.8236	2003.13	2004.13	1.00	1.20	1.20	1.20	72	167
27-Nov-12	10:15	Rainy	004039	2.8013	2.8131	2004.13	2005.13	1.00	1.20	1.20	1.20	72	164

Location: CMA2a - Causeway Bay Community Centre

Report on 24-hour TSP monitoring
Action Level ($\mu\text{g}/\text{m}^3$) - 169.5
Limit Level ($\mu\text{g}/\text{m}^3$) - 260

Date	Sampling Time	Weather Condition	Filter paper no.	Filter Weight, g		Elapse Time, hr		Sampling Time, hr	Flow Rate, m^3/min			Total Volume, m^3	TSP Level, $\mu\text{g}/\text{m}^3$
				Initial	Final	Initial	Final		Initial, Q_{si}	Final, Q_{sf}	Average		
27-Oct-12	8:00	Fine	004086	2.8095	2.9553	11558.00	11582.00	24.00	1.50	1.50	1.50	2160	68
2-Nov-12	8:00	Fine	004062	2.8032	2.9959	11585.00	11609.00	24.00	1.51	1.51	1.51	2174	89
9-Nov-12	13:00	Cloudy	003795	2.7399	2.8399	11635.68	11659.68	24.00	1.39	1.37	1.38	1987	50
15-Nov-12	13:10	Cloudy	003818	2.7380	2.9763	11669.05	11693.05	24.00	1.42	1.49	1.45	2088	114
20-Nov-12	8:00	Cloudy	003779	2.7641	2.9597	11693.05	11717.05	24.00	1.49	1.49	1.49	2146	91
26-Nov-12	8:00	Cloudy	004221	2.7243	2.8425	11720.04	11744.04	24.00	1.51	1.52	1.52	2184	54

*Due to lack of electricity supply, the 24hr-TSP was rescheduled from 8 Nov 2012 to 9 Nov 2012 and from 14 Nov 2012 to 15 Nov 2012.

Report on 1-hour TSP monitoring
Action Level ($\mu\text{g}/\text{m}^3$) - 323.4
Limit Level ($\mu\text{g}/\text{m}^3$) - 500

Date	Sampling Time	Weather Condition	Filter paper no.	Filter Weight, g		Elapse Time, hr		Sampling Time, hr	Flow Rate, m^3/min			Total Volume, m^3	TSP Level, $\mu\text{g}/\text{m}^3$
				Initial	Final	Initial	Final		Initial, Q_{si}	Final, Q_{sf}	Average		
29-Oct-12	14:45	Fine	003952	2.7305	2.7540	11582.00	11583.00	1.00	1.66	1.61	1.64	98	239
29-Oct-12	15:50	Fine	003984	2.7367	2.7616	11583.00	11584.00	1.00	1.48	1.48	1.48	89	280
29-Oct-12	16:55	Fine	003986	2.7484	2.7698	11584.00	11585.00	1.00	1.48	1.48	1.48	89	241
3-Nov-12	8:10	Fine	003809	2.7499	2.7563	11609.00	11610.00	1.00	1.31	1.28	1.30	78	82
3-Nov-12	9:15	Fine	003778	2.7668	2.7759	11610.00	11611.00	1.00	1.46	1.46	1.46	88	104
3-Nov-12	10:20	Fine	003775	2.7663	2.7738	11611.00	11612.00	1.00	1.06	1.33	1.20	72	105
9-Nov-12	8:15	Cloudy	003789	2.7372	2.7436	11632.68	11633.68	1.00	1.42	1.46	1.44	86	74
9-Nov-12	9:20	Cloudy	003772	2.7718	2.7784	11633.68	11634.68	1.00	1.46	1.46	1.46	88	75
9-Nov-12	10:25	Cloudy	003771	2.7657	2.7732	11634.68	11635.68	1.00	1.46	1.46	1.46	88	86
15-Nov-12	8:15	Cloudy	003792	2.7546	2.7683	11666.05	11667.05	1.00	1.46	1.46	1.46	88	156
15-Nov-12	9:20	Cloudy	003810	2.7563	2.7648	11667.05	11668.05	1.00	1.37	1.37	1.37	82	103
15-Nov-12	10:40	Cloudy	003815	2.7582	2.7708	11668.05	11669.05	1.00	1.51	1.42	1.46	88	143
21-Nov-12	10:30	Cloudy	004038	2.8205	2.8321	11717.05	11718.05	1.00	1.55	1.53	1.54	92	125
21-Nov-12	13:30	Cloudy	004222	2.7306	2.7394	11718.05	11719.05	1.00	1.46	1.51	1.49	89	99
21-Nov-12	14:35	Cloudy	004226	2.7190	2.7400	11719.05	11720.04	0.99	1.42	1.37	1.40	83	253
27-Nov-12	8:06	Rainy	004046	2.7808	2.7899	11744.04	11745.04	1.00	1.52	1.52	1.52	91	100
27-Nov-12	9:10	Rainy	004056	2.8125	2.8226	11745.04	11746.04	1.00	1.52	1.52	1.52	91	111
27-Nov-12	10:14	Rainy	004040	2.8036	2.8136	11746.04	11747.04	1.00	1.52	1.52	1.52	91	110



Location: CMA3a - CWB PRE Site Office Area

Report on 24-hour TSP monitoring
 Action Level ($\mu\text{g}/\text{m}^3$) - 171
 Limit Level ($\mu\text{g}/\text{m}^3$) - 260

Date	Sampling Time	Weather Condition	Filter paper no.	Filter Weight, g		Elapse Time, hr		Sampling Time, hr	Flow Rate, m^3/min			Total Volume, m^3	TSP Level, $\mu\text{g}/\text{m}^3$
				Initial	Final	Initial	Final		Initial, Q_{si}	Final, Q_{sf}	Average		
27-Oct-12	8:00	Fine	003963	2.7340	2.9967	12319.18	12343.18	24.00	1.52	1.57	1.54	2218	118
2-Nov-12	8:00	Fine	003956	2.7466	3.0557	12346.88	12370.88	24.00	1.55	1.52	1.54	2218	139
8-Nov-12	8:00	Cloudy	004070	2.8169	3.1940	12373.88	12397.88	24.00	1.62	1.57	1.59	2290	165
14-Nov-12	8:06	Cloudy	004025	2.8190	3.1738	12400.88	12424.88	24.00	1.64	1.64	1.64	2290	155
20-Nov-12	8:00	Cloudy	004101	2.8030	3.1721	12427.88	12451.88	24.00	1.55	1.55	1.55	2232	165
26-Nov-12	8:00	Cloudy	004047	2.7947	2.9937	12454.87	12478.87	24.00	1.65	1.66	1.65	2382	84

Report on 1-hour TSP monitoring
 Action Level ($\mu\text{g}/\text{m}^3$) - 311.3
 Limit Level ($\mu\text{g}/\text{m}^3$) - 500

Date	Sampling Time	Weather Condition	Filter paper no.	Filter Weight, g		Elapse Time, hr		Sampling Time, hr	Flow Rate, m^3/min			Total Volume, m^3	TSP Level, $\mu\text{g}/\text{m}^3$
				Initial	Final	Initial	Final		Initial, Q_{si}	Final, Q_{sf}	Average		
29-Oct-12	8:10	Fine	003958	2.7422	2.7666	12343.18	12344.18	1.00	1.59	1.54	1.57	94	259
29-Oct-12	9:15	Fine	003954	2.7192	2.7439	12344.18	12345.18	1.00	1.54	1.50	1.52	91	271
29-Oct-12	10:20	Fine	003981	2.7549	2.7803	12345.18	12346.18	1.00	1.54	1.54	1.54	93	274
3-Nov-12	8:22	Fine	004063	2.7914	2.8122	12370.88	12371.88	1.00	1.64	1.64	1.64	99	211
3-Nov-12	9:28	Fine	004065	2.8038	2.8244	12371.88	12372.88	1.00	1.60	1.57	1.58	95	217
3-Nov-12	10:32	Fine	004067	2.8231	2.8464	12372.88	12373.88	1.00	1.57	1.57	1.57	94	247
9-Nov-12	8:05	Cloudy	004008	2.7597	2.7803	12397.88	12398.88	1.00	1.45	1.45	1.45	87	237
9-Nov-12	9:09	Cloudy	004021	2.7903	2.8002	12398.88	12399.88	1.00	1.45	1.45	1.45	87	114
9-Nov-12	10:15	Cloudy	004023	2.8053	2.8294	12399.88	12400.88	1.00	1.45	1.45	1.45	87	277
15-Nov-12	8:10	Cloudy	004096	2.7983	2.8239	12424.88	12425.88	1.00	1.62	1.57	1.60	96	267
15-Nov-12	9:20	Cloudy	004098	2.7726	2.7988	12425.88	12426.88	1.00	1.55	1.55	1.55	93	282
15-Nov-12	10:25	Cloudy	004099	2.7943	2.8189	12426.88	12427.88	1.00	1.55	1.55	1.55	93	265
21-Nov-12	8:04	Cloudy	004050	2.7882	2.8133	12451.88	12452.88	1.00	1.64	1.67	1.66	99	253
21-Nov-12	9:10	Cloudy	004051	2.8032	2.8260	12452.88	12453.88	1.00	1.69	1.64	1.67	100	228
21-Nov-12	10:15	Cloudy	004055	2.7882	2.8110	12453.88	12454.88	1.00	1.62	1.60	1.61	96	236
27-Nov-12	13:00	Rainy	003806	2.7443	2.7603	12478.82	12479.82	1.00	1.51	1.51	1.51	91	176
27-Nov-12	14:20	Rainy	003787	2.7345	2.7513	12479.82	12480.82	1.00	1.51	1.51	1.51	91	185
27-Nov-12	15:25	Rainy	003763	2.7537	2.7718	12480.82	12481.82	1.00	1.51	1.51	1.51	91	200



Location: CMA4a - SPCA

Report on 24-hour TSP monitoring

Action Level ($\mu\text{g}/\text{m}^3$) - 171.2
Limit Level ($\mu\text{g}/\text{m}^3$) - 260

Date	Sampling Time	Weather Condition	Filter paper no.	Filter Weight, g		Elapse Time, hr		Sampling Time, hr	Flow Rate, m^3/min			Total Volume, m^3	TSP Level, $\mu\text{g}/\text{m}^3$
				Initial	Final	Initial	Final		Initial, Q_{si}	Final, Q_{sf}	Average		
27-Oct-12	8:00	Fine	003964	2.7313	2.9014	15756.21	15780.21	24.00	1.39	1.34	1.37	1973	86
2-Nov-12	8:00	Fine	003957	2.7360	2.9528	15783.21	15807.21	24.00	1.37	1.32	1.35	1944	112
8-Nov-12	8:00	Cloudy	004069	2.8012	3.0269	15810.21	15834.21	24.00	1.35	1.32	1.33	1915	118
14-Nov-12	8:00	Cloudy	004024	2.8105	3.0884	15837.21	15861.21	24.00	1.28	1.28	1.28	1843	151
20-Nov-12	8:00	Cloudy	004100	2.7904	3.0346	15864.21	15888.21	24.00	1.25	1.23	1.24	1786	137
26-Nov-12	8:00	Cloudy	004053	2.8246	2.9298	15891.21	15915.21	24.00	1.33	1.34	1.33	1919	55

Report on 1-hour TSP monitoring

Action Level ($\mu\text{g}/\text{m}^3$) - 312.5
Limit Level ($\mu\text{g}/\text{m}^3$) - 500

Date	Sampling Time	Weather Condition	Filter paper no.	Filter Weight, g		Elapse Time, hr		Sampling Time, hr	Flow Rate, m^3/min			Total Volume, m^3	TSP Level, $\mu\text{g}/\text{m}^3$
				Initial	Final	Initial	Final		Initial, Q_{si}	Final, Q_{sf}	Average		
29-Oct-12	8:03	Fine	003959	2.7421	2.7613	15780.21	15781.21	1.00	1.51	1.44	1.47	88	217
29-Oct-12	9:06	Fine	003955	2.7209	2.7392	15781.21	15782.21	1.00	1.37	1.37	1.37	82	223
29-Oct-12	10:11	Fine	003982	2.7451	2.7634	15782.21	15783.21	1.00	1.37	1.34	1.35	81	225
3-Nov-12	8:34	Fine	004064	2.7744	2.7922	15807.21	15808.21	1.00	1.35	1.32	1.34	80	222
3-Nov-12	9:40	Fine	004066	2.8013	2.8132	15808.21	15809.21	1.00	1.32	1.32	1.32	79	150
3-Nov-12	10:42	Fine	004068	2.7970	2.8085	15809.21	15810.21	1.00	1.32	1.32	1.32	79	145
9-Nov-12	8:03	Cloudy	004019	2.8126	2.8210	15834.21	15835.21	1.00	1.32	1.30	1.31	78	107
9-Nov-12	9:05	Cloudy	004020	2.8299	2.8353	15835.21	15836.21	1.00	1.06	1.01	1.03	62	87
9-Nov-12	10:10	Cloudy	004022	2.8026	2.8121	15836.21	15837.21	1.00	1.30	1.27	1.28	77	123
15-Nov-12	8:02	Cloudy	004095	2.7966	2.8128	15861.21	15862.21	1.00	1.32	1.32	1.32	79	204
15-Nov-12	9:08	Cloudy	004097	2.8006	2.8214	15862.21	15863.21	1.00	1.32	1.32	1.32	79	262
15-Nov-12	10:45	Cloudy	004109	2.7810	2.8030	15863.21	15864.21	1.00	1.32	1.32	1.32	79	277
21-Nov-12	8:05	Cloudy	004054	2.7829	2.7982	15888.21	15889.21	1.00	1.32	1.32	1.32	79	193
21-Nov-12	9:10	Cloudy	004049	2.7928	2.8065	15889.21	15890.21	1.00	1.32	1.32	1.32	79	172
21-Nov-12	10:14	Cloudy	004048	2.7707	2.7822	15890.21	15891.21	1.00	1.18	1.16	1.17	70	164
27-Nov-12	13:20	Rainy	003807	2.7441	2.7517	15915.21	15916.20	0.99	1.24	1.24	1.24	74	103
27-Nov-12	14:30	Rainy	003788	2.7392	2.7454	15916.20	15917.20	1.00	1.48	1.48	1.48	89	70
27-Nov-12	15:35	Rainy	003760	2.7390	2.7511	15917.20	15918.20	1.00	1.29	1.29	1.29	77	157



Location: CMA5a - Children Garden opposite to Pedestrian Plaza

Report on 24-hour TSP monitoring

Action Level ($\mu\text{g}/\text{m}^3$) - 181
Limit Level ($\mu\text{g}/\text{m}^3$) - 260

Date	Sampling Time	Weather Condition	Filter paper no.	Filter Weight, g		Elapse Time, hr		Sampling Time, hr	Flow Rate, m^3/min			Total Volume, m^3	TSP Level, $\mu\text{g}/\text{m}^3$
				Initial	Final	Initial	Final		Initial, Q_{si}	Final, Q_{sf}	Average		
27-Oct-12	8:00	Fine	003460	2.7937	2.9657	16765.51	16789.51	24.00	1.48	1.48	1.48	2131	81
2-Nov-12	8:00	Fine	003835	2.6907	2.8478	16771.51	16795.51	24.00	1.65	1.57	1.61	2318	68
9-Nov-12	14:15	Cloudy	003794	2.7415	2.9216	16805.74	16829.74	24.00	1.48	1.45	1.47	2117	85
14-Nov-12	8:00	Cloudy	004304	2.6881	2.9660	16830.74	16854.74	24.00	1.48	1.49	1.49	2146	130
20-Nov-12	8:00	Cloudy	004013	2.7497	3.0232	16857.74	16881.74	24.00	1.52	1.51	1.51	2174	126
26-Nov-12	8:00	Cloudy	003819	2.7000	2.9510	16884.74	16908.74	24.00	1.44	1.44	1.44	2075	121

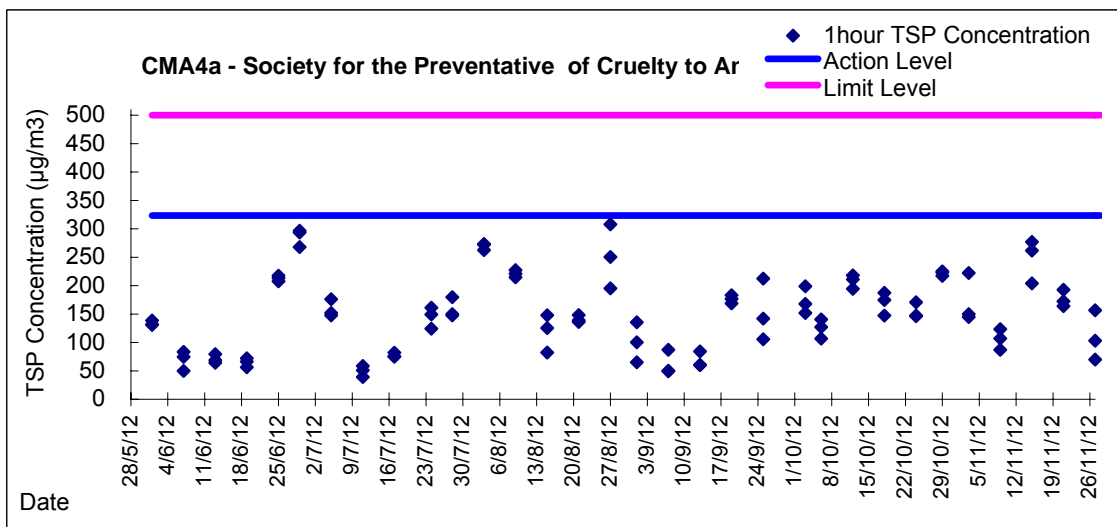
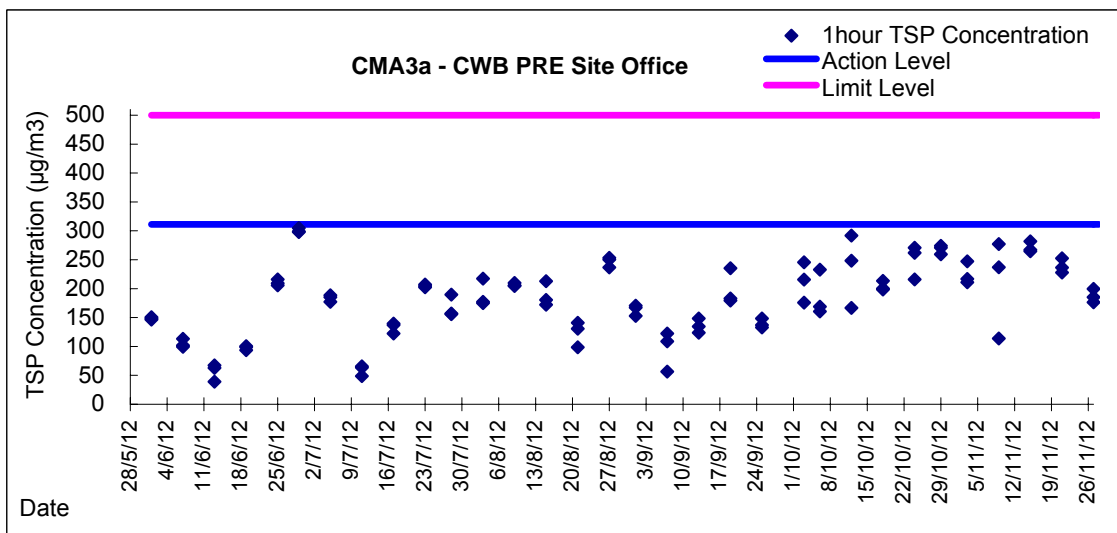
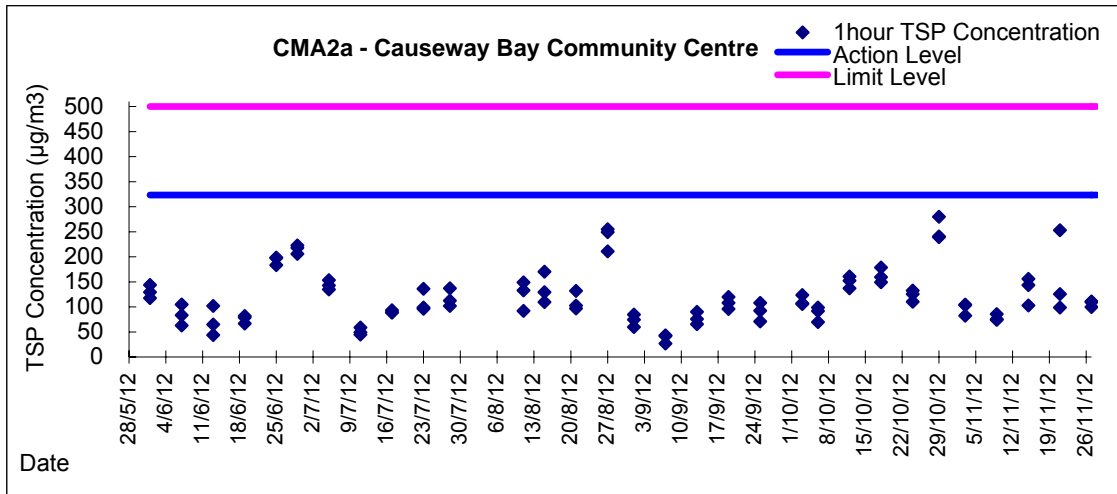
*Due to lack of electricity supply, the 24hr -TSP was rescheduled from 8 Nov 2012 to 9 Nov 2012.

Report on 1-hour TSP monitoring

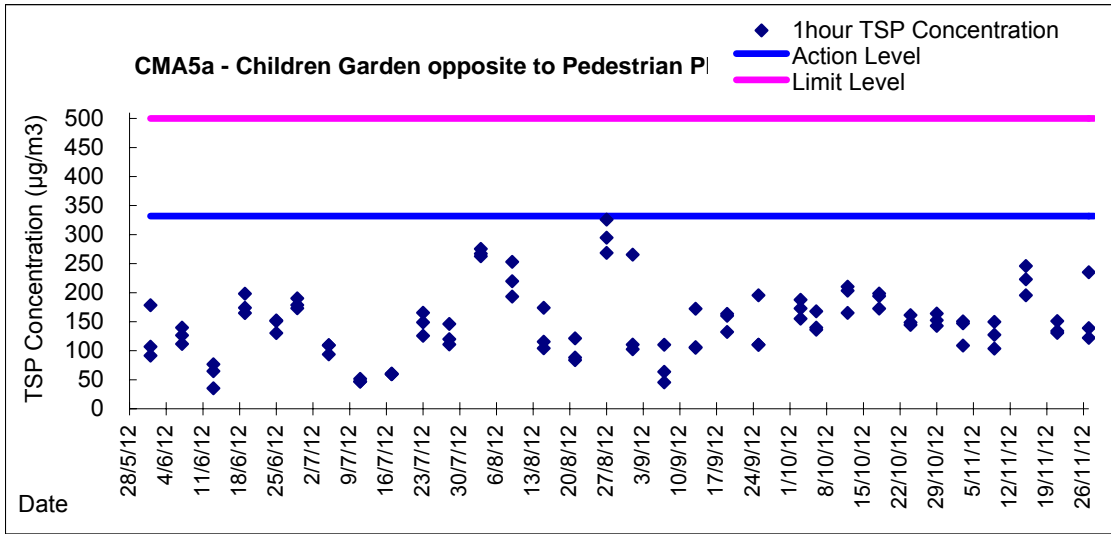
Action Level ($\mu\text{g}/\text{m}^3$) - 332
Limit Level ($\mu\text{g}/\text{m}^3$) - 500

Date	Sampling Time	Weather Condition	Filter paper no.	Filter Weight, g		Elapse Time, hr		Sampling Time, hr	Flow Rate, m^3/min			Total Volume, m^3	TSP Level, $\mu\text{g}/\text{m}^3$
				Initial	Final	Initial	Final		Initial, Q_{si}	Final, Q_{sf}	Average		
29-Oct-12	8:11	Fine	003829	2.7344	2.7447	16768.51	16769.51	1.00	1.20	1.20	1.20	72	143
29-Oct-12	9:30	Fine	003831	2.7183	2.7304	16770.51	16771.51	1.00	1.26	1.20	1.23	74	164
29-Oct-12	10:33	Fine	003833	2.6986	2.7106	16769.51	16770.51	1.00	1.31	1.31	1.31	79	152
3-Nov-12	8:10	Fine	004017	2.8213	2.8344	16795.51	16796.51	1.00	1.48	1.48	1.48	89	147
3-Nov-12	9:12	Fine	004010	2.7423	2.7557	16797.51	16798.51	1.00	1.48	1.48	1.48	89	151
3-Nov-12	10:20	Fine	004018	2.8231	2.8326	16796.51	16797.51	1.00	1.46	1.45	1.46	87	109
9-Nov-12	8:21	Cloudy	004089	2.8268	2.8348	16802.30	16803.30	1.00	1.29	1.29	1.29	77	104
9-Nov-12	9:24	Cloudy	003238	2.7842	2.7960	16804.30	16805.30	1.00	1.31	1.31	1.31	79	150
9-Nov-12	13:00	Cloudy	004094	2.8092	2.8202	16803.30	16804.30	1.00	1.42	1.45	1.44	86	127
15-Nov-12	8:10	Cloudy	004027	2.8066	2.8237	16854.74	16855.74	1.00	1.46	1.46	1.46	87	195
15-Nov-12	9:15	Cloudy	004029	2.7968	2.8163	16856.74	16857.74	1.00	1.46	1.46	1.46	87	223
15-Nov-12	10:20	Cloudy	003991	2.7560	2.7775	16855.74	16856.74	1.00	1.46	1.46	1.46	87	246
21-Nov-12	8:30	Cloudy	004103	2.7998	2.8130	16881.74	16882.74	1.00	1.46	1.46	1.46	87	151
21-Nov-12	13:00	Cloudy	004306	2.6983	2.7089	16883.74	16884.74	1.00	1.32	1.32	1.32	79	134
21-Nov-12	14:10	Cloudy	003751	2.7425	2.7513	16882.74	16883.74	1.00	1.15	1.09	1.12	67	131
27-Nov-12	8:25	Rainy	003801	2.7386	2.7558	16908.74	16909.74	1.00	1.22	1.22	1.22	73	235
27-Nov-12	9:30	Rainy	003802	2.7412	2.7522	16909.74	16910.74	1.00	1.50	1.50	1.50	90	122
27-Nov-12	10:40	Rainy	003762	2.7542	2.7653	16910.74	16911.74	1.00	1.33	1.33	1.33	80	139

Graphic Presentation of 1 hour TSP Result

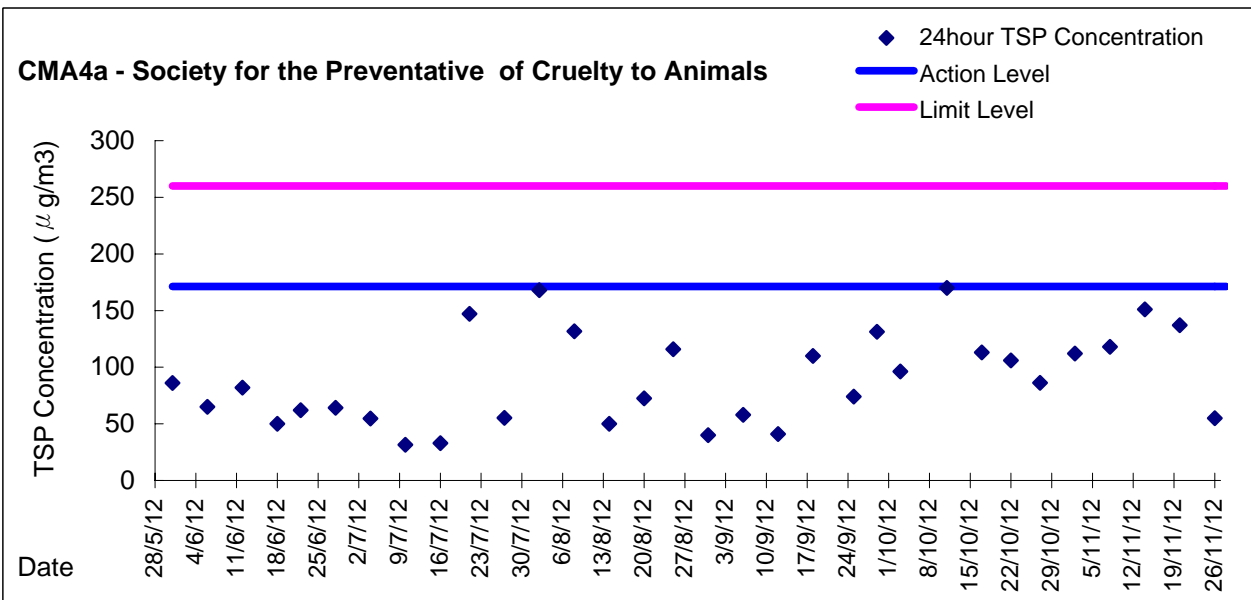
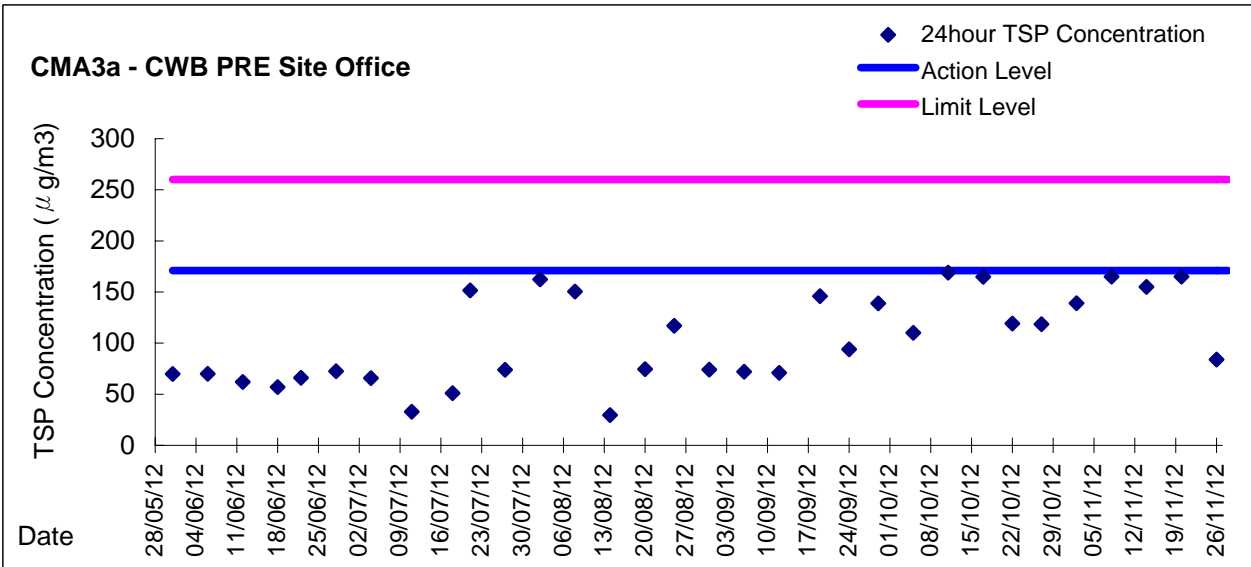
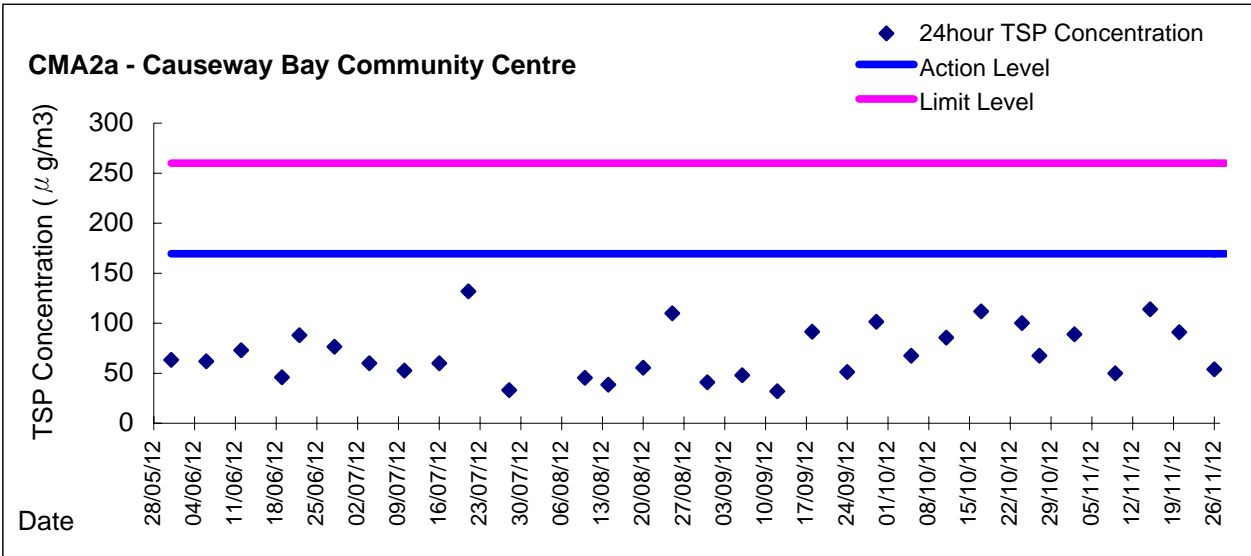


Graphic Presentation of 1 hour TSP Result





Graphic Presentation of 24 hour TSP Result





Graphic Presentation of 24 hour TSP Result

